



# B-COATER



## Take the guesswork out of lubricating blanks!

Computer controlled for just the right amount of lubricant.

Eliminates spray bottles, brushes and rollers.

Ensures that every blank will be lubricated.

Increases the speed of production.

Improves die life, less down time.

Reduces rejects.

Saves money.



***PRO/MARK INDUSTRIALS***

Div. R.D. Lewis Sales Limited

Woodstock, ON N4S 0A7

[www.promarkindustrials.ca](http://www.promarkindustrials.ca)

# Here's How it Works

Computer controlled, the B-Coater will dispense most viscosity lubricants in the quantity needed. When a blank is moved into the rolls, it will be grabbed and automatically moved through the rolls while being lubricated. The B-Coater is capable of handling up to .375 gauge material. After the blanks go through the B-Coater, they are they are deposited on the out conveyor on the exit side of the B-Coater and ready to go into the press.

## Top Frame w/Roll

is hinged to bottom frame allowing the upper roll to float as the blank enters the rolls. Hinged top Frame and roll opens a full 90° to give full access for for cleaning or changing rolls. Allows for blanks up to .375 inches thick. Spring loaded in the closed position.

## Bearings

Lubricating Rolls are held in bearings, allowing them to turn freely and to be easily replaced without the use of tools.

## Bottom Roll, Motor Driven

Bottom Roll grabs and drives the blank through the rolls. *Ref. pg. 5 for roll information.*

## LSP Controller

When it receives a signal from the Photoelectric Sensor the controller will dispense programmed amount of lubricant to the rolls.

## Speed Control

Variable Speed Control allows the adjusting of the speed of the rolls to achieve best productivity.

## Drive Motor

A heavy duty variable speed DC motor drives the bottom roll. When the blank comes in contact with the bottom roll it is pulled into the B-Coater and lubricated.

## Dispensing Heads

Lubricant is dispensed to the exterior surface of the rolls on command. An even coating is applied for proper lubrication.

## Photoelectric Sensor

Senses stock entering the rolls and activates the Controller to dispense lubricant.

## On/Off Valves

Shut Off for each Dispensing Head to allow for selective lubricating. Valve shuts off Dispensing Heads that are not needed.

## Air In

Shop air inlet enters the system and powers the Diaphragm Pump.

## Reservoir

## Diaphragm Pump


Delivers lubricant to the B-Coater upon command.

## Solenoid Valve

Receives a signal from the LSP Controller and opens to allow lubricant to flow to the B-Coater.

## Air Regulator

Air driving the Diaphragm Pump is controlled with the Air Regulator.



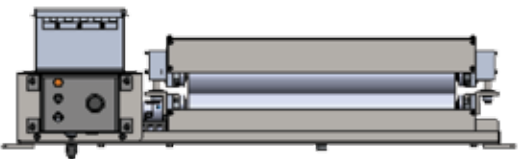
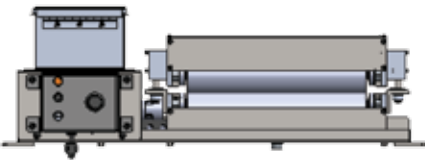
## Reservoirs

Supplies lubricant for delivery to the B-Coater upon command. They are available in three sizes, four gallon, eight gallon and fifteen gallon. Reservoirs systems come complete with Diaphragm Pump, Regulator and Outlet Filter. Solenoid Valve is supplied from the LSP Controller.

# Available in Six Popular Sizes!

## BC1012 Basic B-Coater w/BC400 Controller BC1112 Deluxe B-Coater w/BC400-2 Controller

The twelve inch B-Coater with four dispensers per roll. Dispensers will dispense lubricant in 3.00 inch strips per roll, top and bottom.

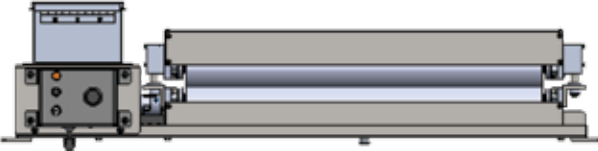


## BC1018 Basic B Coater w/BC400 Controller BC1118 Basic B Coater w/BC400-2 Controller

The eighteen inch B-Coater with four dispensers per roll. Dispensers will dispense lubricant in 4.500 inch strips per roll, top and bottom.

## BC1024 Basic B-Coater w/BC400 Controller BC1124 Deluxe B-Coater w/BC400-2 Controller

The twenty four inch B-Coater with five dispensers per roll. Dispensers will dispense lubricant in 4.800 inch strips per roll, top and bottom.



## BC1030 Basic B-Coater w/BC400 Controller BC1130 Deluxe B-Coater w/BC400-2 Controller

The thirty inch B-Coater with five dispensers per roll. Dispensers will dispense lubricant in 6.00 inch strips per roll, top and bottom.

## BC1036 Basic B-Coater w/BC400 Controller BC1136 Deluxe B-Coater w/BC400-2 Controller

The thirty-six inch B-Coater with seven dispensers per roll. Dispensers will dispense lubricant in 6.00 inch strips per roll, top and bottom.



## BC1048 Basic B-Coater w/BC400 Controller BC1148 Deluxe B-Coater w/BC400-2 Controller

The forty eight inch B-Coater with seven dispensers per roll. Dispensers will dispense lubricant in 6.850 inch strips per roll, top and bottom.

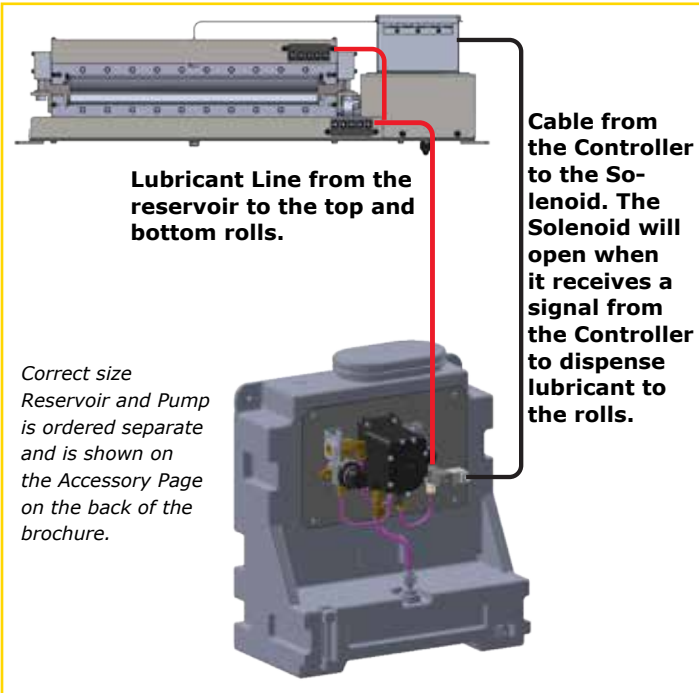


Basic B-Coater	Deluxe B-Coater	Size	Roll Diameter	Dispensers per Roll	Electronic Controller
BC1012	BC1112	12"	2.250	3	Yes
BC1018	BC1118	18"	2.250	4	Yes
BC1024	BC1124	24"	2.250	5	Yes
BC1030	BC1130	30"	3.000	5	Yes
BC1036	BC1136	36"	3.000	7	Yes
BC1048	BC1148	48"	3.000	7	Yes

All B-Coaters include: Frame and Chassis, Electronic Controller, DC Motor and Speed Control.  
*Rolls and Reservoir and Pump are ordered separately.*

# Basic B-Coater Components

The B-Coater includes a Stainless Steel Housing, LSP Electronic Controller, DC Motor and Variable Speed Controller, Reservoir and Pump. Rolls are ordered separately.



## Basic B-Coater with BC-400 Controller

When it is required to distribute equal amounts of lubricant to the top and bottom rolls the Basic B-Coater is used. This will allow for one program to dispense an equal amount to the top and bottom rolls.

Number	Size	Roll Diameter	Dispensers per Roll	Recommended Reservoir	Controller
BC1012	12"	2.250"	3	4 gal.	BC-400
BC1018	18"	2.250"	4	4 gal.	BC-400
BC1024	24"	2.250"	5	4 gal.	BC-400
BC1030	30"	3.000"	5	8 gal.	BC-400
BC1036	36"	3.000"	7	8 gal.	BC-400
BC1048	48"	3.000"	7	8 gal.	BC-400

Reference page 3 for specifications on the Basic B-Coater.

# Deluxe B-Coater Components

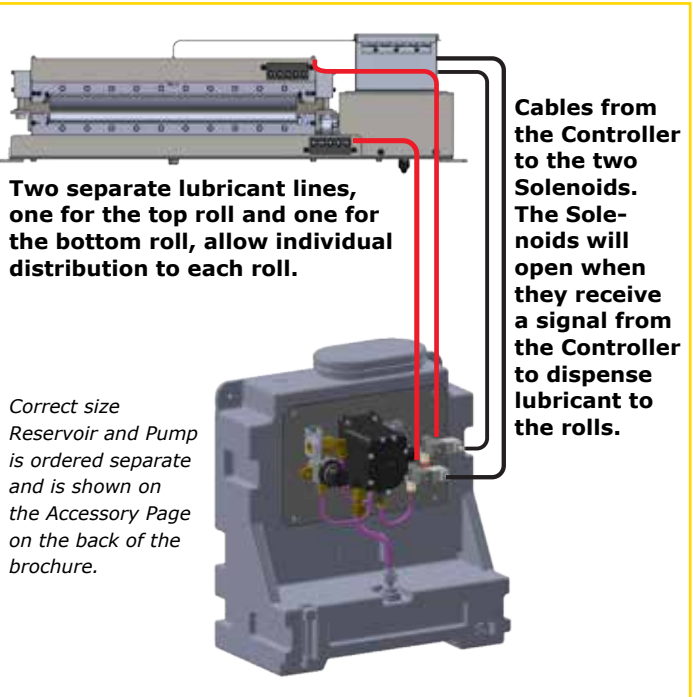
The Deluxe B-Coater includes a Stainless Steel Housing, LSP Electronic Controller, DC Motor and Variable Speed Controller, Reservoir and Pump. Rolls are ordered separately.

## Deluxe B-Coater with BC-400-2 Controller

When it is required that different amounts of lubricant be dispensed to the top and bottom rolls the Deluxe B-Coater is used. This will allow for two programs to dispense different amounts of lubricant to the top and bottom rolls.

Number	Size	Roll Diameter	Dispensers per Roll	Recommended Reservoir	Controller
BC1112	12"	2.250"	3	4 gal.	BC-400-2
BC1118	18"	2.250"	4	4 gal.	BC-400-2
BC1124	24"	2.250"	5	4 gal.	BC-400-2
BC1130	30"	3.000"	5	8 gal.	BC-400-2
BC1136	36"	3.000"	7	8 gal.	BC-400-2
BC1148	48"	3.000"	7	8 gal.	BC-400-2

Reference page 3 for specifications on the Basic B-Coater.



# B-Coater Rolls

Three types of rolls cover a wide range of applications. Takes only minutes to change rolls, so rolls with different finishes can be switched when film thickness requirements change.

## Polyurethane with a Smooth Surface Finish

Deposits a very light coating to the stock. Because the rolls are smooth they deposit the lubricant and then squeeze out most of it to leave a faintly visible coating on the stock. Increasing the volume of lubricant will not increase the coating on the stock; it will just be that much more lubricant that is squeezed off of the material.



## Polyurethane with a Textured Finish

This roll has a textured finish which allows the B-Coater to give a heavier coating to the stock. When lubricant is dispensed on the roll it is held in the pockets and crevasses and then deposited on the stock, leaving a heavier coating than the smooth polyurethane rolls. Decreasing the volume will lighten the film thickness.



## Felt Rolls

The felt rolls (our most popular style) are absorbent, giving more versatility in the lubricant thickness being applied to the stock. A small amount of lubricant will leave a light coating. A heavier amount of lubricant will leave a medium or heavier coating. Although roller life may not be as long as the polyurethane, felt sleeves can be replaced in the field and are at a reduced cost.



# Applying the Lubricant Coating

The B-Coater offers the ability to lubricate specific areas of the blank when needed. Not only does this save on lubricant consumption, it also saves on cleaning and disposal cost. Each Dispensing Head is controlled with an ON/OFF Valve. Closing a valve prevents lubricant from coating a specific area of the blank.

Because the bottom roll is power driven the top roll and bottom roll are unique and have to be specified when ordering, they are not interchangeable.

## Top and Bottom Roll Part Numbers

Top Roll					Bottom Roll (Power Driven)				
Basic/Deluxe B-Coater	Size	Felt	Polyurethane Smooth	Polyurethane Textured	Basic/Deluxe B-Coater	Size	Felt	Polyurethane Smooth	Polyurethane Textured
FC1012/FC1112	12"	FC9005	FC9305	FC9205	BC1012/BC1112	12"	BC9005	BC9305	BC9205
FC1018/FC1118	18"	FC9008	FC9308	FC9208	BC1018/BC1118	18"	BC9008	BC9308	BC9208
FC1024/FC1124	24"	FC9012	FC9312	FC9212	BC1024/BC1124	24"	BC9012	BC9312	BC9212
FC1030/FC1130	30"	FC9014	FC9314	FC9214	BC1030/BC1130	30"	BC9014	BC9314	BC9214
FC1036/FC1136	36"	FC9016	FC9316	FC9216	BC1036/BC1136	36"	BC9016	BC9316	BC9216
FC1048/FC1148	48"	FC9018	FC9218	FC9218	BC1048/BC1148	48"	BC9018	BC9218	BC9218



# Heavy Duty Conveyor Tables

The LSP conveyor table is an easy way to feed blanks through the B-Coater. Two tables are positioned, one on each side of the B-Coater. The B-Coater is mounted at the proper height so that the blank is rolled from the inlet conveyor through the B-Coater and onto the outlet conveyor.

## Conveyor Rolls

Heavy duty rolls strategically placed to support blanks on either side of the B-Coater.

## Out Conveyor

Blanks are deposited on this side, lubricated and ready to be inserted into the press.

## B-Coater


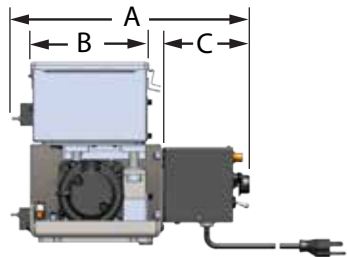
## In Conveyor

Blanks are stacked on this side of the B-Coater and sent through as needed.

## Legs (4 sets)

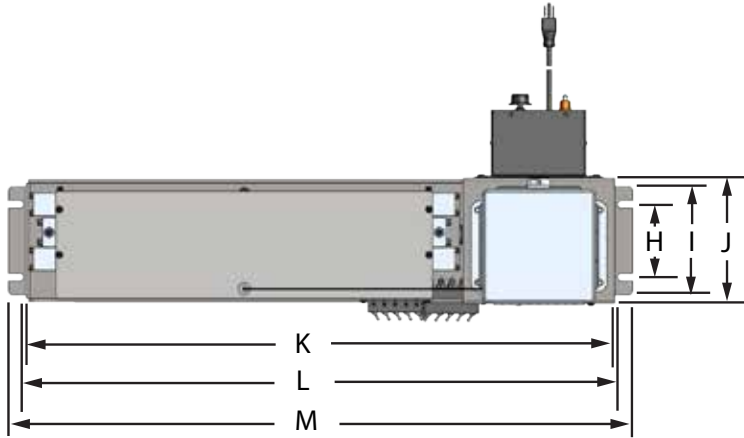
Adjustable from 30" to 37".

# B-Coater Dimensions

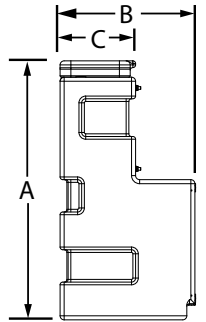
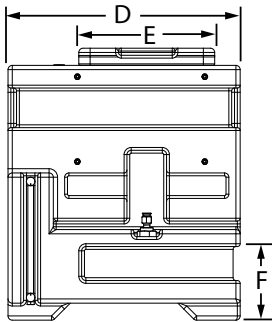
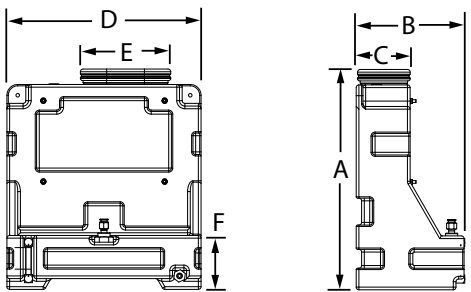


	BC1012\BC1112	BC1018BC1118	BC1024BC1124	BC1030BC1130	BC1036BC1136	BC1048BC1148
A	13.000	13.000	13.000	14.500	14.500	14.500
B	6.250	6.250	6.250	6.250	6.250	6.250
C	4.750	4.750	4.750	4.750	4.750	4.750
D	6.250	6.250	6.250	6.250	6.250	6.250
E	9.500	9.500	9.500	10.500	10.500	10.500
F	7.250	7.250	7.250	9.500	9.500	9.500
G	3.875	3.875	3.875	5.025	5.025	5.025
H	4.000	4.000	4.000	6.000	6.000	6.000
I	6.000	6.000	6.000	8.000	8.000	8.000
J	6.750	6.750	6.750	8.750	8.750	8.750
K	26.125	32.375	38.375	45.500	51.500	62.500
L	27.250	33.250	39.250	48.000	54.000	66.000
M	28.500	34.500	40.500	49.250	55.250	67.250

"G" dimension is the centerline



# Reservior Dimensions



Conveyor System includes two conveyors, one for each side of the B-Coater. The B-Coater is secured in between the two conveyors, tying the two conveyors into a rigid assembly.

Conveyor is shipped in knock-down form, and some assembly is required.


Standard Size Conveyor Tables				
Conveyor	Size	Number of Rolls	Roll Size	Height
BCC9012-24	12" x 24"	5	2"	31"- 37"
BCC9018-24	18" x 24"	5	2"	31"- 37"
BCC9024-24	24" x 24"	5	2"	31"- 37"
BCC9030-30	30" x 30"	6	2"	31"- 37"
BCC9036-30	36" x 30"	6	2"	31"- 37"
BCC9048-36	48" x 36"	7	2"	31"- 37"

420RES03 - 4 Gallon Reservoir and  
420RES04 - 8 Gallon Reservoir

420RES05 - 15 Gallon Reservoir

	A	B	C	D	E	F
420RES03 - 4 Gallon	18.125	9.500	4.500	12.500	7.125	4.500
420RES04 - 8 Gallon	21.063	10.000	5.000	18.000	8.375	5.000
420RES05 - 15 Gallon	24.625	12.500	7.000	20.500	12.000	8.000

# B-Coater Accessories



## Reservoir and Diaphragm Pump when used with the BC1012 – BC1048

Includes Reservoir, Diaphragm Pump and ONE fluid Solenoid Valve.

FC7324 Four Gallon Reservoir w/one Solenoids

FC7328 Eight Gallon Reservoir w/one Solenoids

FC7330 Fifteen Gallon Reservoir w/one Solenoid

## Reservoir and Diaphragm Pump when used with the BC1112 – BC1148

Includes Reservoir, Diaphragm Pump and TWO fluid Solenoid Valve.

FC7354 Four Gallon Reservoir w/Two Solenoids

FC7358 Eight Gallon Reservoir w/Two Solenoids

FC7360 Fifteen Gallon Reservoir w/Two Solenoids

## Low Level Controls

Can give a visual or sound signal if fluid is low.  
Can also be tied into press controls to shut the press down if lubricant is low.

E-155 Four Gallon Reservoir

E-158 Eight Gallon Reservoir

E-165 Fifteen Gallon Reservoir



## ***PRO/MARK INDUSTRIALS***

Div. R.D. Lewis Sales Limited

Woodstock, ON N4S 0A7

Phone: (519) 658-3204

E-Mail: [sales@promarkindustrials.ca](mailto:sales@promarkindustrials.ca)

[www.promarkindustrials.ca](http://www.promarkindustrials.ca)



P.O. Box 5303, 61125 • 5060 - 27TH AVE., 61109 • ROCKFORD, IL  
TEL: 815-226-8090 • FAX: 912-226-9250 • E-MAIL: [SALES@LSPIND.COM](mailto:SALES@LSPIND.COM)  
WEB: [WWW.LSPIND.COM](http://WWW.LSPIND.COM)