

COMPU SPRAY

The Spray System that Turns Stock Lubrication into a Science

The CompuSpray utilizes LSP PresSpray systems for applying the lubricant in a controlled burst so that just the right amount is used on each job. The coil is lubricated in the heavy duty stainless steel cabinet prior to the stock entering the die. Excess lubricant is prevented from leaving the cabinet thus reducing consumption and contributing to a cleaner work area. Should additional lubricant be needed at a critical station of the die, an additional nozzle can be positioned at the station for secondary lubrication.

This is the only piece of lubricating equipment that is needed, whether it be stock lubrication or in die lubrication. Check out the CompuSpray and start cleaning up the shop and saving money today.

PRO/MARK INDUSTRIALS

Div. R.D. Lewis Sales Limited

**Lubrication & Fluid Application
Solutions**




This catalog is to be used in conjunction with the LSP PresSpray Brochures

THE COMPUSPRAY CABINET

The Perfect Accessory for the PresSpray

A totally enclosed spray cabinet where lubricant is applied to coil stock as it passes through on its way to the die. Brushes at the entrance and the exit contain the lubricant in the box and spread it evenly over the material as it exits the cabinet. Any excess lubricant is drained back to the tank to be reused again. Constructed of heavy gauge stainless steel, built to last a lifetime. Easy to use. All assembly is done at the LSP factory thus saving the end user valuable installation time.



CompuSpray Cabinet
Shown with optional external guides
(See Accessories on back page).

Built-In Nozzles

Nozzles are installed in fixed positions so that the entire width of the stock is coated. Nozzles are positioned to lubricate the top or bottom or both depending upon the application.

Internal Stock Guides

One half inch stainless steel rods act as angled guides so stock is easily threaded through the cabinet. One half inch gap between guides handle either heavy or light gauge material.

Spray Cabinet

Heavy gauge Stainless Steel made to withstand the rugged environment of a stamping department.

Inlet Manifold

Externally mounted Manifold to accept the tubing from the PresSpray. Allows the option of shutting off bottom lubrication if not needed.

Mounting Feet

Located on both ends for easy installation. Two screw holes on each foot make for easy mounting.

External Lid

Protects and keeps the nozzle area clean. Easily removable when access to a nozzle is necessary.

Internal Lid

Holds nozzles and tubing. Prevents lubrication from leaving the spray chamber. Lifts off for easy cleaning.

Brushes at Inlet and Outlet

Totally seals the cabinet to contain the lubricant and evenly dispenses the lubricant across the stock as it leaves the cabinet. Brushes are held in holders that self align with the stock. This allows the material to always be centered between the brushes.

Return Drain

Excess lubricant is returned back to the reservoir to be reused again. A large one inch union with one inch tubing allows for an unrestricted flow of lubricant when the PresSpray is operating.

The CompuSpray Cabinet with Nozzles for use with the PresSpray

Cabinet Number	Maximum Width of Stock	Cabinet Throat	Number of Nozzles	Spray Angle
C-132	12"	13"	2	110°
C-134	18"	19"	4	80°
C-136	24"	25"	4	110°
C-138	30"	31"	6	80°
C-140	36"	37"	6	110°
C-142	42"	43"	8	80°
C-144	48"	49"	8	110°
C-146	54"	55"	10	80°
C-148	60"	61"	10	110°

© LSP Industries, Inc. 1997

The PresSpray Lubricating Systems

The CompuSpray is supplied with lubricant from a PresSpray Airless Spray System. Various systems are available from the PresSpray catalog. They are either Reservoir fed or pump fed. The Reservoirs hold the lubricant and act as the receptacle to accept the excess lubricant that is returned from the spray cabinet. They can handle lubricants up to 2500 SUS and will dispense all types from vanishing oils up to heavy straight oils.



Electronic Pulsator
Includes Proximity Switch
and Solenoid Valve.

The E-205 Electronic Pulsator*

Used to control the operation of the PresSpray. Sensor receives a signal from magnet installed on a moving part of the press and alerts the controller. The controller activates the PresSpray so that it pulsates lubricant on the stock as it passes through the cabinet.

*Refer to the PresSpray Catalog for specifications.

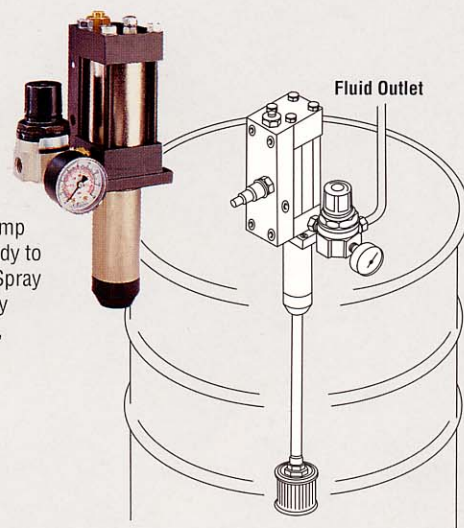
THE COMPUSPRAY

Powered by the PresSpray

This system offers the most economical solution to coil stock lubrication. One ejector can handle multiple nozzles with viscosities of up to 1000 SUS. Comes as a complete system ready for installation.

The P-515 PowerPump

For those big jobs where a reservoir may be too small, the PowerPump can be used with any size container from a five gallon pail to a 330 gallon tote. Place the inlet hose into the container and attach a hose between the PowerPump outlet and the PresSpray inlet. Turn on the air to the PowerPump and once the system is bled, the PowerPump is ready to supply lubricant upon command. Activate the PresSpray and the PowerPump will automatically replenish any lubricant that has been dispensed by the PresSpray, always keeping it fully charged.



The PresSpray Mounted on a Reservoir

Reservoir Modules consist of a Bracketed unit mounted on a Reservoir. The Reservoirs are made from a long chain polyethylene plastic that is chemical and abrasive resistant. The Ejectors have the capacity and the power to distribute lubricant through multiple nozzles, eliminating the need to have an individual ejector for each nozzle.

The systems consist of an Ejector and a FRO mounted on a bracket attached to properly sized Reservoir. All of the PresSprays have volume and velocity controls which allow for complete controllability when necessary. Effectively and economically receive full coverage when using the PresSpray with the CompuSpray System.



**PresSpray Mounted on a
High Density Polyethylene Reservoir***

PresSpray System	Ejector Number	Number of Nozzles	Polyethylene Reservoir
C-261	P-040	2	8 gal.
C-263	P-125	4 - 6	8 gal.
C-265	P-135	6 - 8	15 gal.
C-267	P-175	8 -10	15 gal.

*Refer to the PresSpray Catalog for specifications.

**PresSpray Mounted on a
30 Gallon Stainless Steel Reservoir***

PresSpray System	Ejector Number	Number of Nozzles
C-281	P-040	2
C-283	P-125	4 - 6
C-285	P-135	6 - 8
C-287	P-175	8 -10

*Refer to the PresSpray Catalog for specifications.



The PresSpray Bracketed Modular System

The Bracketed Modular System has all of the features of the Reservoir Modular System except that it is supplied with lubricant from a pump mounted on reservoirs or from a 55 gallon drum. Which ever is more convenient for the user is the system to be specified.

**PresSpray Mounted on a Bracket
and fed from a Pump***

PresSpray System	Ejector Number	Number of Nozzles
C-241	P-040	2
C-243	P-125	4 - 6
C-245	P-135	6 - 8
C-247	P-175	8 -10

*Refer to the PresSpray Catalog for specifications.


ACCESSORIES

For the CompuSpray



External Guides

External Guides are bent at 45° angles. They are made of heavy gauge stainless steel, 3" wide and gusseted for strength. When the cabinet is mounted in close proximity to the feeder these guides allow the stock to automatically thread itself into the cabinet. Guides are available for either front and/or back side of the cabinet. Specify which of the guides are needed.



E-205 Limit Switch

Can be used in place of the LSP Proximity Switch that is normally supplied with all of the controllers.



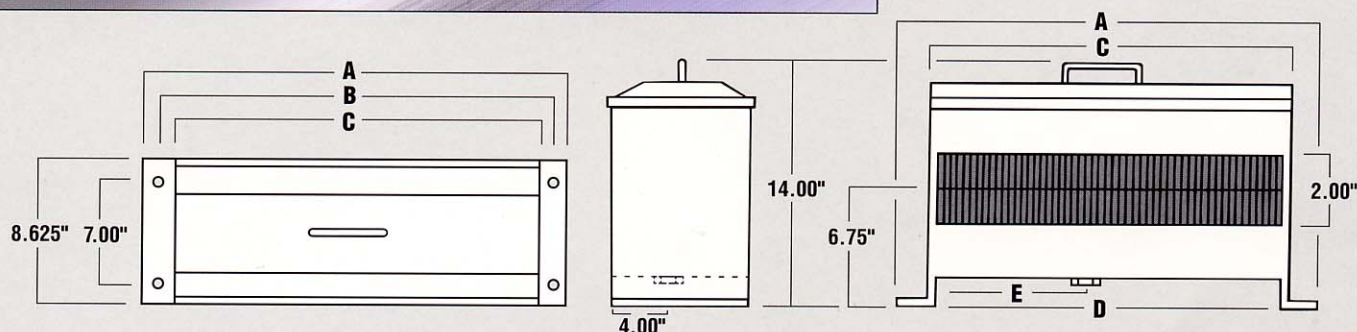
E-155 Level Control for 4 Gal. Res.

E-158 Level Control for 8 Gal. Res.

E-165 Level Control for 15 or 30 (Metal) Gal. Res.

Activates a light when the lubricant level is low. Can also be tied in to shut off a machine.

SPECIFICATIONS



- A. Dimension of overall cabinet width, 5.50" longer than specified width of stock.
- B. Dimension between holes, 4.50" longer than specified width of stock.
- C. Dimension of lid, 2.75" longer than specified width of stock.
- D. Dimension between end plates, 2.25" longer than specified width of stock.
- E. Position of drain, center line is 1/2 the distance of dimension "D".

PRO/MARK INDUSTRIALS

Div. R.D. Lewis Sales Limited

Lubrication & Fluid Application Solutions



**P.O. Box 5303, 2511-20th St.
Rockford, Illinois 61125**

**815/226-8090 Fax: 815/226-9250
E-Mail: sales@lspind.com**